

EE309 Advanced Programming Techniques for EE

Lecture 5: Dynamic memory allocation (Basics)

INSU YUN (윤인수)

School of Electrical Engineering, KAIST

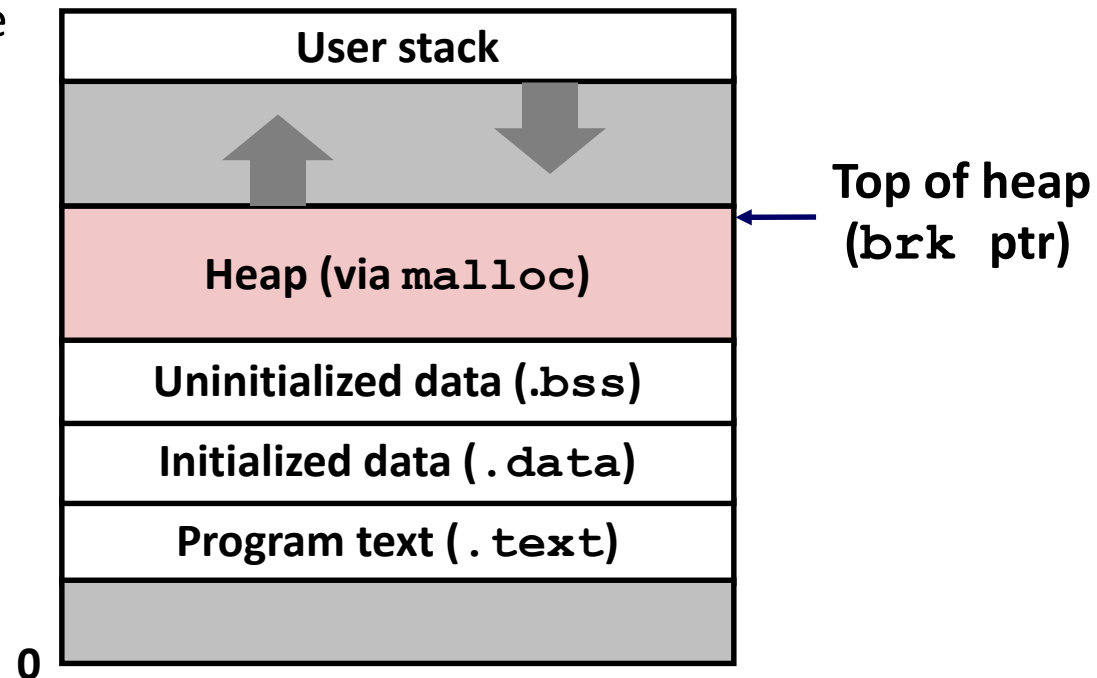
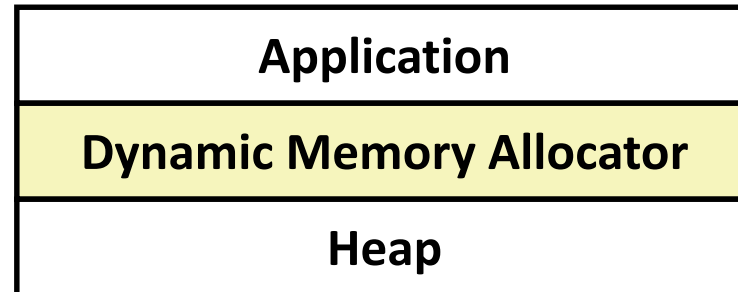
[Slides from 15-213: Introduction to Computer Systems at CMU]

Today

- **Basic concepts**
- **Implicit free lists**

Dynamic Memory Allocation

- Programmers use *dynamic memory allocators* (such as `malloc`) to acquire VM at run time.
 - For data structures whose size is only known at runtime.
- Dynamic memory allocators manage an area of process virtual memory known as the *heap*.



Dynamic Memory Allocation

- Allocator maintains heap as collection of variable sized *blocks*, which are either *allocated* or *free*
- Types of allocators
 - *Explicit allocator*: application allocates and frees space
 - E.g., `malloc` and `free` in C
 - *Implicit allocator*: application allocates, but does not free space
 - E.g. garbage collection in Java, ML, and Lisp
- Will discuss simple explicit memory allocation today

The malloc Package

```
#include <stdlib.h>
```

```
void *malloc(size_t size)
```

- Successful:
 - Returns a pointer to a memory block of at least **size** bytes (typically) aligned to 8-byte boundary
 - If **size == 0**, returns NULL
- Unsuccessful: returns NULL (0) and sets **errno**

```
void free(void *p)
```

- Returns the block pointed at by **p** to pool of available memory
- **p** must come from a previous call to **malloc** or **realloc**

Other functions

- **calloc**: Version of **malloc** that initializes allocated block to zero.
- **realloc**: Changes the size of a previously allocated block.
- **sbrk**: Used internally by allocators to grow or shrink the heap

malloc Example

```
void foo(int n, int m) {
    int i, *p;

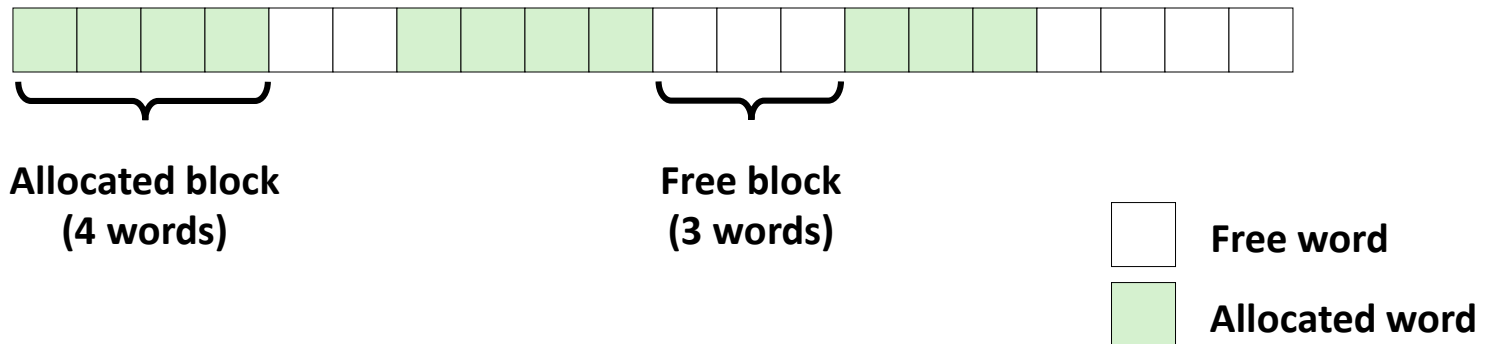
    /* Allocate a block of n ints */
    p = (int *) malloc(n * sizeof(int));
    if (p == NULL) {
        perror("malloc");
        exit(0);
    }

    /* Initialize allocated block */
    for (i=0; i<n; i++)
        p[i] = i;

    /* Return p to the heap */
    free(p);
}
```

Assumptions Made in This Lecture

- Memory is word addressed (each word can hold a pointer)




Allocation Example


```
p1 = malloc(4)
```




```
p2 = malloc(5)
```




```
p3 = malloc(6)
```



```
free(p2)
```



```
p4 = malloc(2)
```



Constraints

■ Applications

- Can issue arbitrary sequence of **malloc** and **free** requests
- **free** request must be to a **malloc**'d block

■ Allocators

- Can't control number or size of allocated blocks
- Must respond immediately to **malloc** requests
 - *i.e.*, can't reorder or buffer requests
- Must allocate blocks from free memory
 - *i.e.*, can only place allocated blocks in free memory
- Must align blocks so they satisfy all alignment requirements
 - 8 byte alignment for GNU **malloc** (**libc malloc**) on Linux boxes
- Can manipulate and modify only free memory
- Can't move the allocated blocks once they are **malloc**'d
 - *i.e.*, compaction is not allowed

Performance Goal: Throughput

- Given some sequence of `malloc` and `free` requests:
 - $R_0, R_1, \dots, R_k, \dots, R_{n-1}$
- Goals: maximize throughput and peak memory utilization
 - These goals are often conflicting
- Throughput:
 - Number of completed requests per unit time
 - Example:
 - 5,000 `malloc` calls and 5,000 `free` calls in 10 seconds
 - Throughput is 1,000 operations/second

Performance Goal: Peak Memory Utilization

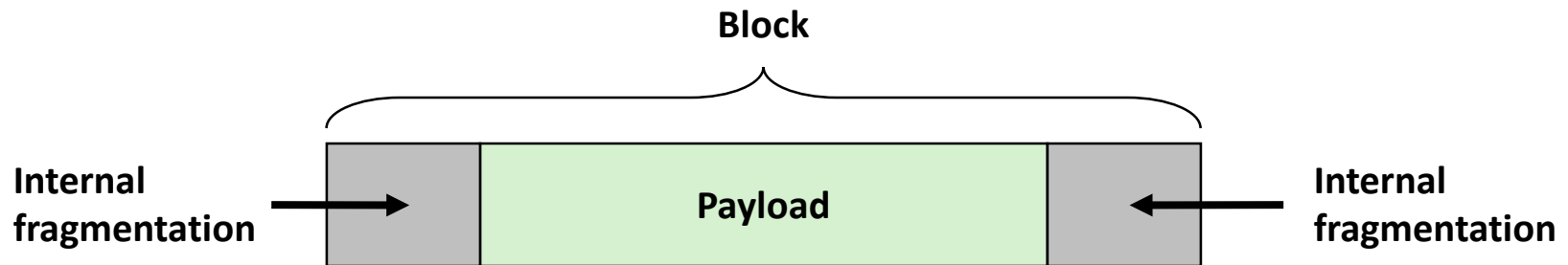
- Given some sequence of `malloc` and `free` requests:
 - $R_0, R_1, \dots, R_k, \dots, R_{n-1}$
- **Def: Aggregate payload P_k**
 - `malloc(p)` results in a block with a **payload** of `p` bytes
 - After request R_k has completed, the **aggregate payload** P_k is the sum of currently allocated payloads
- **Def: Current heap size H_k**
 - Assume H_k is monotonically nondecreasing
 - i.e., heap only grows when allocator uses `sbrk`
- **Def: Peak memory utilization after k requests**
 - $U_k = (\max_{i < k} P_i) / H_k$

Fragmentation

- Poor memory utilization caused by *fragmentation*
 - *internal* fragmentation
 - *external* fragmentation

Internal Fragmentation

- For a given block, *internal fragmentation* occurs if payload is smaller than block size




- **Caused by**
 - Overhead of maintaining heap data structures
 - Padding for alignment purposes
 - Explicit policy decisions
(e.g., to return a big block to satisfy a small request)
- **Depends only on the pattern of *previous* requests**
 - Thus, easy to measure


External Fragmentation

- Occurs when there is enough aggregate heap memory, but no single free block is large enough


```
p1 = malloc(4)
```



```
p2 = malloc(5)
```



```
p3 = malloc(6)
```



```
free(p2)
```



```
p4 = malloc(6)
```

Oops! (what would happen now?)

- Depends on the pattern of future requests
 - Thus, difficult to measure

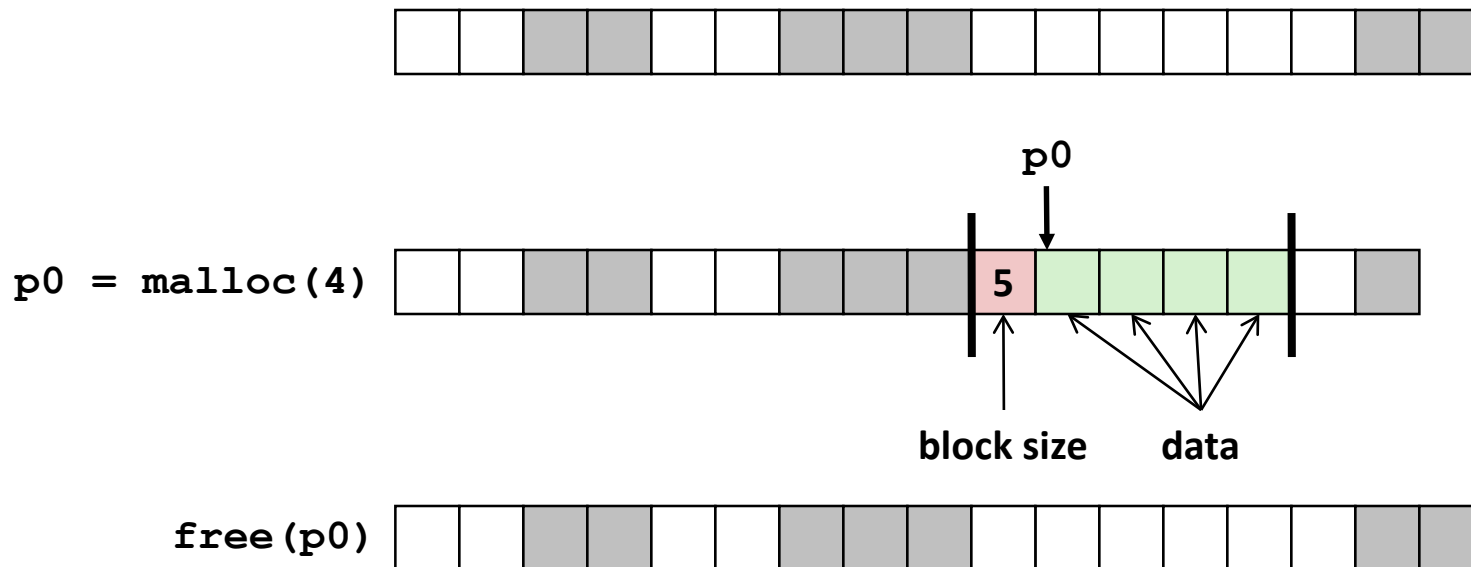
Implementation Issues

- **How do we know how much memory to free given just a pointer?**
- **How do we keep track of the free blocks?**
- **What do we do with the extra space when allocating a structure that is smaller than the free block it is placed in?**
- **How do we pick a block to use for allocation -- many might fit?**
- **How do we reinsert freed block?**

Knowing How Much to Free

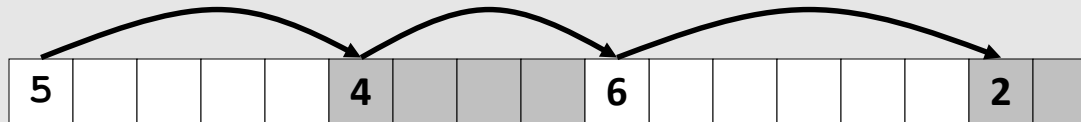
■ Standard method

- Keep the length of a block in the word preceding the block.
 - This word is often called the *header field* or *header*
- Requires an extra word for every allocated block

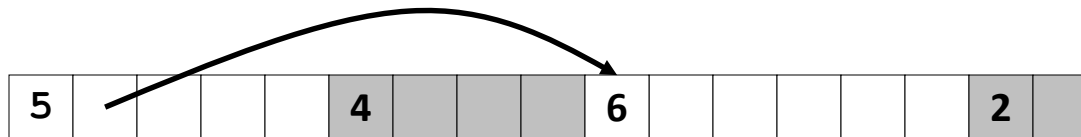


Keeping Track of Free Blocks

- Method 1: *Implicit list* using length—links all blocks



- Method 2: *Explicit list* among the free blocks using pointers



- Method 3: *Segregated free list*
 - Different free lists for different size classes
- Method 4: *Blocks sorted by size*
 - Can use a balanced tree (e.g. Red-Black tree) with pointers within each free block, and the length used as a key

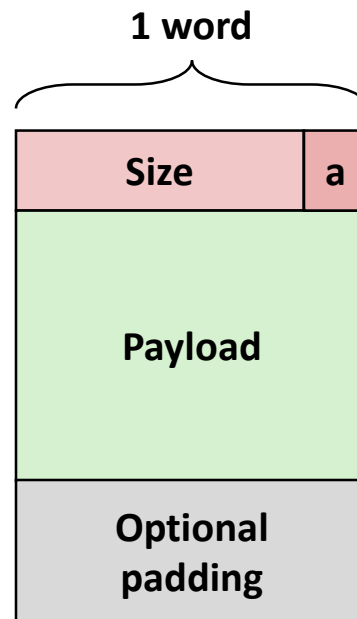
Today

- Basic concepts
- **Implicit free lists**

Method 1: Implicit List

- **For each block we need both size and allocation status**
 - Could store this information in two words: wasteful!
- **Standard trick**
 - If blocks are aligned, some low-order address bits are always 0
 - Instead of storing an always-0 bit, use it as a allocated/free flag
 - When reading size word, must mask out this bit

*Format of
allocated and
free blocks*



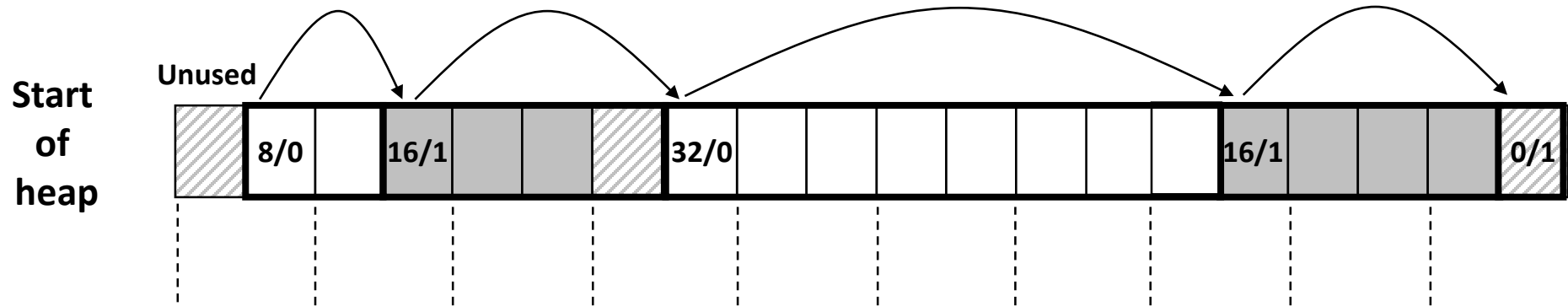
a = 1: Allocated block

a = 0: Free block

Size: block size

**Payload: application data
(allocated blocks only)**

Detailed Implicit Free List Example



Double-word
aligned

Allocated blocks: shaded

Free blocks: unshaded

Headers: labeled with size in bytes/allocated bit

Implicit List: Finding a Free Block

■ *First fit:*

- Search list from beginning, choose *first* free block that fits:

```

p = start;
while ((p < end) &&          \\ not passed end
       ((*p & 1) ||         \\ already allocated
        (*p <= len)))      \\ too small
    p = p + (*p & -2);      \\ goto next block (word addressed)

```

- Can take linear time in total number of blocks (allocated and free)
- In practice it can cause “splinters” at beginning of list

■ *Next fit:*

- Like first fit, but search list starting where previous search finished
- Should often be faster than first fit: avoids re-scanning unhelpful blocks
- Some research suggests that fragmentation is worse

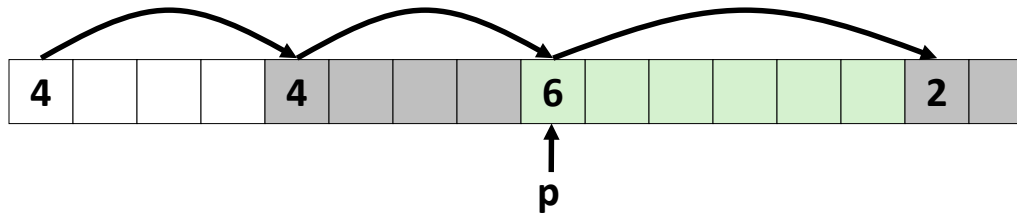
■ *Best fit:*

- Search the list, choose the *best* free block: fits, with fewest bytes left over
- Keeps fragments small—usually helps fragmentation
- Will typically run slower than first fit

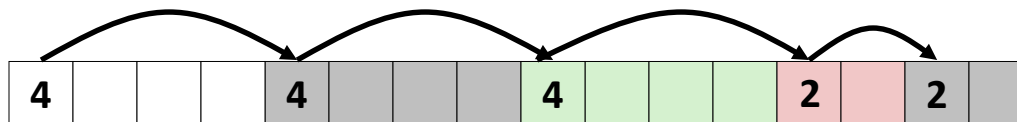
Implicit List: Allocating in Free Block

■ Allocating in a free block: *splitting*

- Since allocated space might be smaller than free space, we might want to split the block



`addblock(p, 4)`



```
void addblock(ptr p, int len) {
    int newsize = ((len + 1) >> 1) << 1; // round up to even
    int oldsize = *p & -2; // mask out low bit
    *p = newsize | 1; // set new length
    if (newsize < oldsize)
        *(p+newsized) = oldsize - newsized; // set length in remaining
} // part of block
```

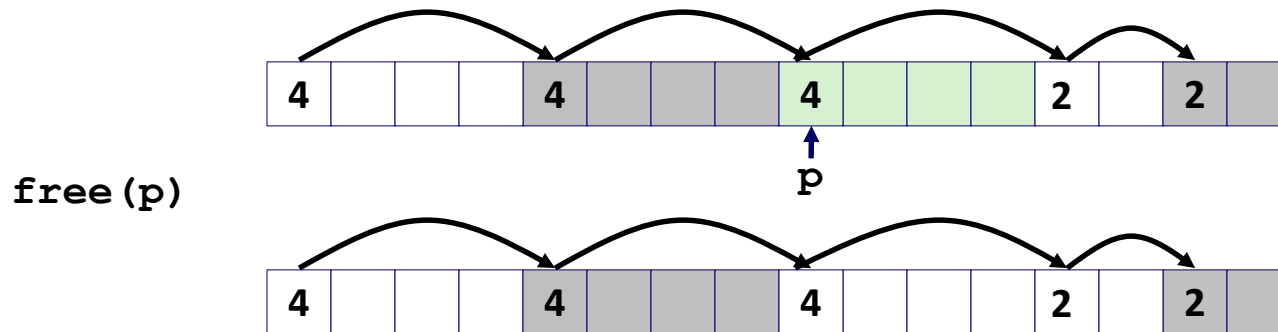
Implicit List: Freeing a Block

■ Simplest implementation:

- Need only clear the “allocated” flag

```
void free_block(ptr p) { *p = *p & -2 }
```

- But can lead to “false fragmentation”

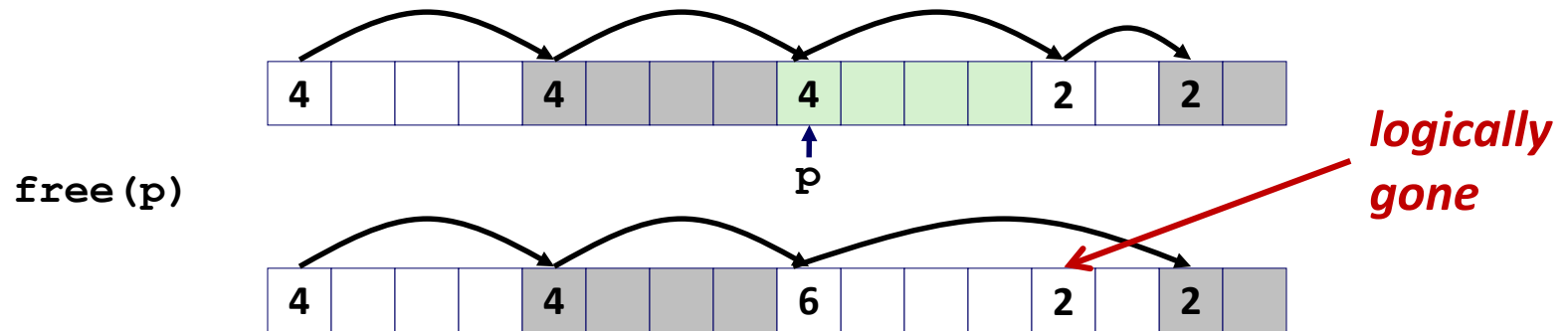


malloc(5) **Oops!**

There is enough free space, but the allocator won't be able to find it

Implicit List: Coalescing

- Join (*coalesce*) with next/previous blocks, if they are free
 - Coalescing with next block



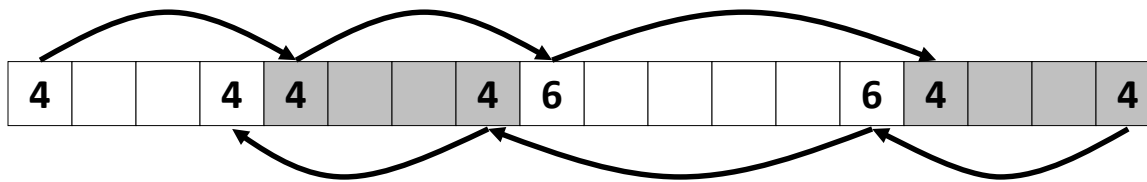
```
void free_block(ptr p) {
    *p = *p & -2;           // clear allocated flag
    next = p + *p;         // find next block
    if ((*next & 1) == 0)
        *p = *p + *next;   // add to this block if
                          // not allocated
}
```

- But how do we coalesce with *previous* block?

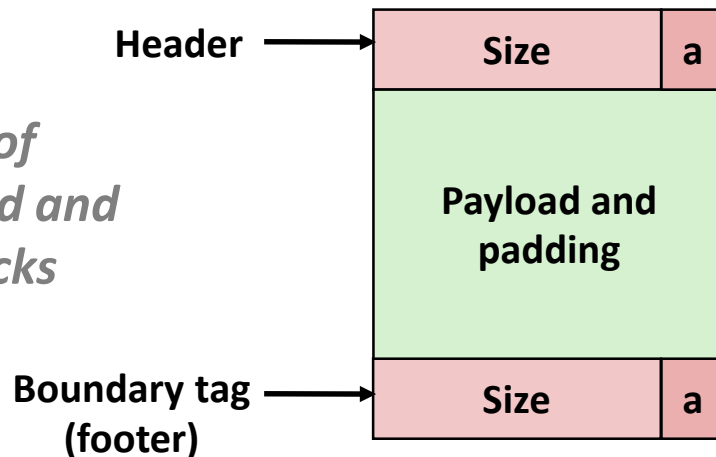
Implicit List: Bidirectional Coalescing

■ *Boundary tags* [Knuth73]

- Replicate size/allocated word at “bottom” (end) of free blocks
- Allows us to traverse the “list” backwards, but requires extra space
- Important and general technique!



*Format of
allocated and
free blocks*

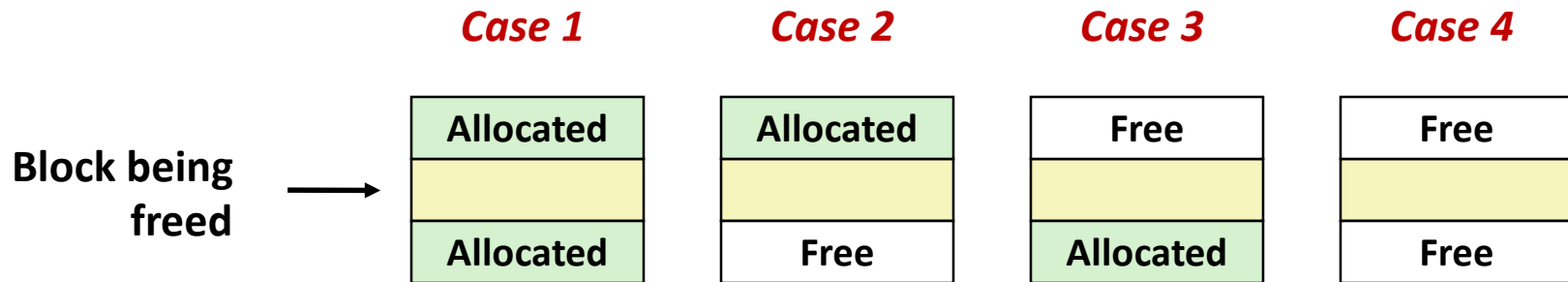


a = 1: Allocated block
a = 0: Free block

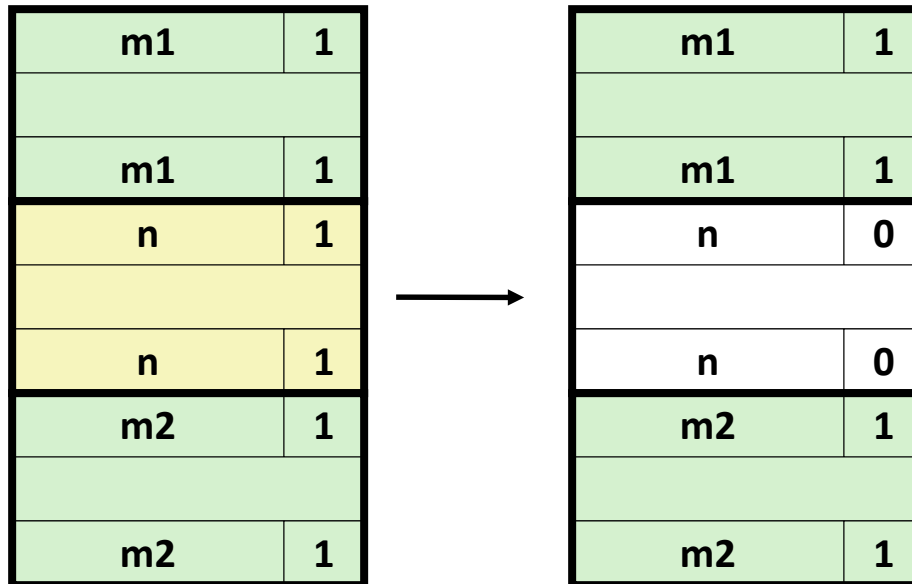
Size: Total block size

Payload: Application data
(allocated blocks only)

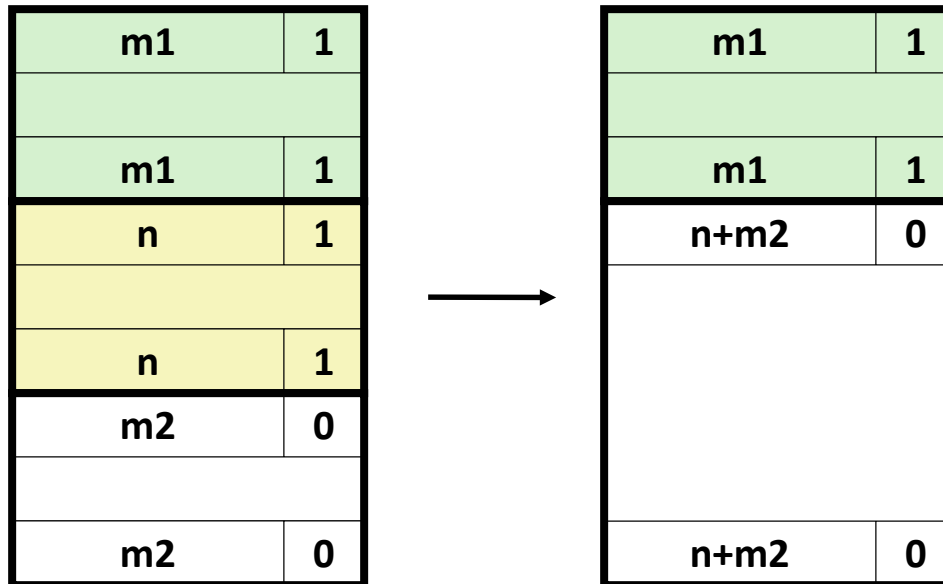
Constant Time Coalescing



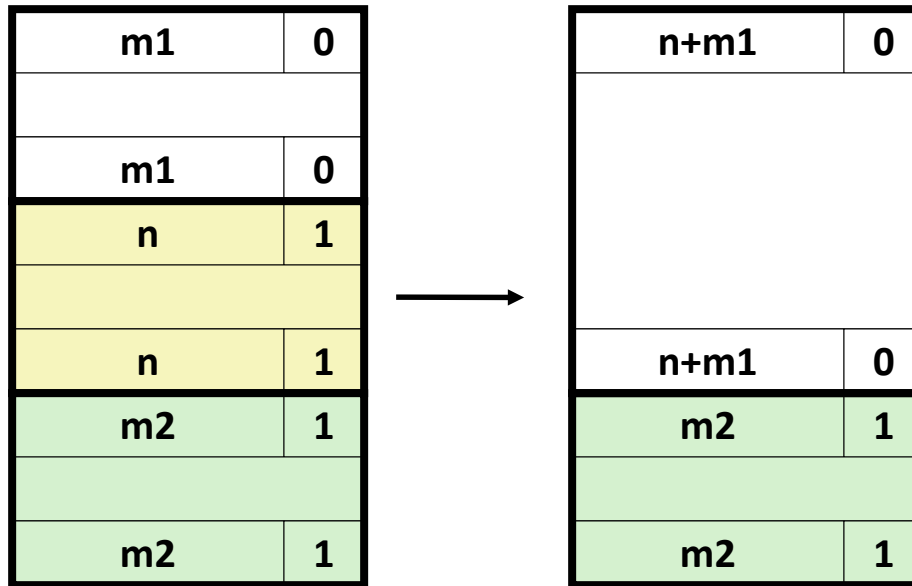
Constant Time Coalescing (Case 1)



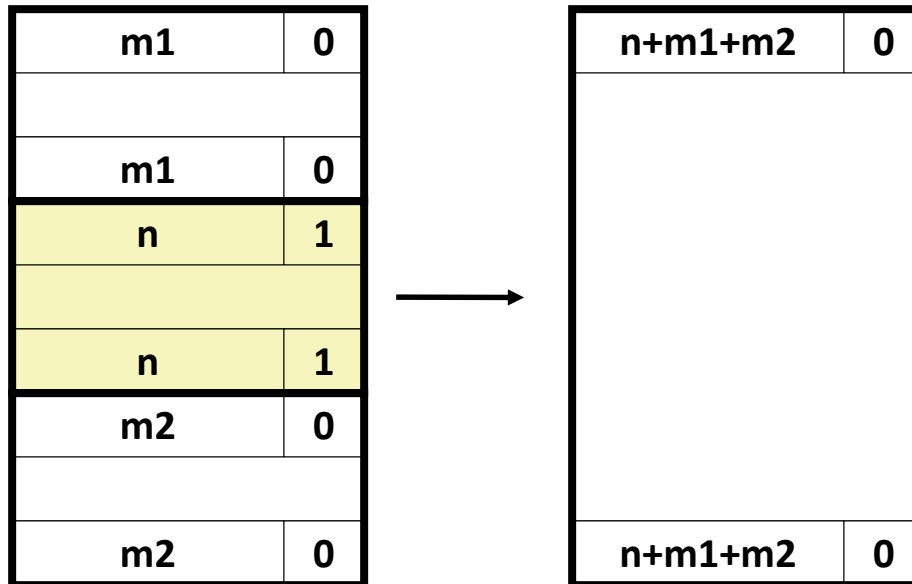
Constant Time Coalescing (Case 2)



Constant Time Coalescing (Case 3)



Constant Time Coalescing (Case 4)



Disadvantages of Boundary Tags

- **Internal fragmentation**
- **Can it be optimized?**
 - Which blocks need the footer tag?
 - What does that mean?

Summary of Key Allocator Policies

■ Placement policy:

- First-fit, next-fit, best-fit, etc.
- Trades off lower throughput for less fragmentation
- *Interesting observation:* segregated free lists (next lecture) approximate a best fit placement policy without having to search entire free list

■ Splitting policy:

- When do we go ahead and split free blocks?
- How much internal fragmentation are we willing to tolerate?

■ Coalescing policy:

- *Immediate coalescing:* coalesce each time **free** is called
- *Deferred coalescing:* try to improve performance of **free** by deferring coalescing until needed. Examples:
 - Coalesce as you scan the free list for **malloc**
 - Coalesce when the amount of external fragmentation reaches some threshold

Implicit Lists: Summary

- **Implementation: very simple**
- **Allocate cost:**
 - linear time worst case
- **Free cost:**
 - constant time worst case
 - even with coalescing
- **Memory usage:**
 - will depend on placement policy
 - First-fit, next-fit or best-fit
- **Not used in practice for `malloc/free` because of linear-time allocation**
 - used in many special purpose applications
- **However, the concepts of splitting and boundary tag coalescing are general to *all* allocators**